

DT SWISS

Koła szosowe

Niniejszy katalog obejmuje pełną kolekcję DT Swiss.
Dostępność produktów w poszczególnych krajach, może się różnić.

KOŁA SZOSOWE



RR 1450 TRICON white



RR 1450 TRICON black



R 1700 TRICON aluminium



R 1700 TRICON black



RR 1450 mon Chasseral



RR 1600 TL



RR 1850 black



R 1800 TL






R 1900
















Cyclo Cross

TECH SPECS

| | | Szprychy | | | | Nypły | | | | Dane techniczne | | | | | | | | Akcesoria | | | | | | | | |
|---------------|---------------|---------------|---------------|----------------|----------------|-----------------|-------------|--------------|----------------------------------|--------------------|---------------------|---------------|--------|--------------|-----------|---------------------|---------------------|---|-----------------------------|-------------------------------------|--|----------|-----------|---|-----------------|---|
| No. of spokes | typ | | Długość | | | | Spoke color | typ | | | | Nipple color | Lacing | Intended use | Rim tape | Tire dimension min. | Tire dimension max. | Axle clamping force (min./max.) 4000N/8000N | Maximum tire pressure [bar] | Recommended riders weight max. [kg] | RWS Ratchet wheelmounting system  | Rim tape | Wheel bag | Quick release  | Centering tools | Center lockadapter®  |
| | Left | Right | Left cross mm | Left radial mm | Right cross mm | Right radial mm | | DT Pro lock® | DT Pro lock® hexagonal aluminium | DT Pro lock® brass | DT Pro lock® hidden | | | | | | | | | | | | | | | |
| 18 | DT aerolite | DT aerolite | 94 | 280 | 294 | 280 | black | ☼ | | | black | open crowfoot | RR | 18 x 622 | 700 x 19C | 700 x 25C | ☼ | 9 | 90 | ☼ | ☼ | | | | | |
| 24 | DT aerolite | DT new aero | 289 | 279 | 284 | 272 | black | ☼ | | | black | open crowfoot | RR | 18 x 622 | 700 x 19C | 700 x 25C | ☼ | 9 | 90 | ☼ | ☼ | | | | | |
| 18 | DT aerolite | DT aerolite | 294 | 280 | 294 | 280 | silver | ☼ | | | black | open crowfoot | RR | 18 x 622 | 700 x 19C | 700 x 25C | ☼ | 9 | 90 | ☼ | ☼ | | | | | |
| 24 | DT aerolite | DT new aero | 289 | 279 | 284 | 272 | silver | ☼ | | | black | open crowfoot | RR | 18 x 622 | 700 x 19C | 700 x 25C | ☼ | 9 | 90 | ☼ | ☼ | | | | | |
| 18 | DT new aero | DT new aero | 293 | 279 | 293 | 279 | black | ☼ | | | black | open crowfoot | R | 18 x 622 | 700 x 19C | 700 x 25C | ☼ | 9 | 100 | ☼ | ☼ | | | | | |
| 24 | DT new aero | DT new aero | 287 | 279 | 283 | 272 | black | ☼ | | | black | open crowfoot | R | 18 x 622 | 700 x 19C | 700 x 25C | ☼ | 9 | 100 | ☼ | ☼ | | | | | |
| 18 | DT new aero | DT new aero | 293 | 279 | 293 | 279 | black | ☼ | | | black | open crowfoot | R | 18 x 622 | 700 x 19C | 700 x 25C | ☼ | 9 | 100 | ☼ | ☼ | | | | | |
| 24 | DT new aero | DT new aero | 287 | 279 | 283 | 272 | black | ☼ | | | black | open crowfoot | R | 18 x 622 | 700 x 19C | 700 x 25C | ☼ | 9 | 100 | ☼ | ☼ | | | | | |
| 28 | DT revolution | DT revolution | | 280 | | 280 | black | ☼ | | | red | radial | RR | 18 x 622 | 700 x 19C | 700 x 25C | ☼ | 9 | 90 | ☼ | ☼ | | | | | |
| 28 | DT revolution | DT revolution | 286 | | 284 | | black | ☼ | | | red | 2-cross | RR | 18 x 622 | 700 x 19C | 700 x 25C | ☼ | 9 | 90 | ☼ | ☼ | | | | | |
| 18 | DT aero comp | DT aero comp | | 282 | | 282 | black | ☼ | | | black | radial | RR | 18 x 622 | 700 x 19C | 700 x 25C | ☼ | 9 | 100 | ☼ | ☼ | | | | | |
| 24 | DT aero comp | DT aero comp | 290 | | 288 | | black | ☼ | | | black | 2-cross | RR | 18 x 622 | 700 x 19C | 700 x 25C | ☼ | 9 | 100 | ☼ | ☼ | | | | | |
| 20 | DT new aero | DT new aero | | 274 | | 274 | black | ☼ | | | black | radial | RR | 18 x 622 | 700 x 19C | 700 x 25C | ☼ | 9 | 110 | ☼ | ☼ | | | | | |
| 24 | DT new aero | DT new aero | 283 | | 281 | | black | ☼ | | | black | 2-cross | RR | 18 x 622 | 700 x 19C | 700 x 25C | ☼ | 9 | 110 | ☼ | ☼ | | | | | |
| 20 | DT new aero | DT new aero | | 274 | | 274 | sandblasted | ☼ | | | black | radial | RR | 18 x 622 | 700 x 19C | 700 x 25C | ☼ | 9 | 110 | ☼ | ☼ | | | | | |
| 24 | DT new aero | DT new aero | 283 | | 281 | | sandblasted | ☼ | | | black | 2-cross | RR | 18 x 622 | 700 x 19C | 700 x 25C | ☼ | 9 | 110 | ☼ | ☼ | | | | | |




☼= Serie ●= Option

TECH SPECS

| Model | Długość osi | | Waga | Obręcz | | | | | | | | | | Piasta | | | | | | | | | | | | | | | | | | | | |
|-------------|---------------------|------------|----------|--------|---|---|----------|--------------|---|--------------------|----------|-----------|------|--------|---|---|-------|---|---|------|---|----------------|-------------------|---|---|--------------------------------|-----------|------------------------|---|---|---|--|-------|-------|
| | Built-in width [mm] | +/- 5% [g] | | ETRTO | Clincher | Tubular | Tubeless | Tubeless kit | Valve holes 6.5 mm | Valve holes 8.5 mm | Material | Rim color | | | Hub axle system | | | | | | | System zapadek | Rotor body system | | Disc mount | | Hub color | | | | | | | |
| | | | | |  |  | | |  | Aluminium | Black | White | Grey | Carbon |  |  | Lefty |  |  | X-12 |  | 15 mm | 20 mm |  |  | Shimano 9 / 10 and Sram 9 / 10 | | Campagnolo 9 / 10 / 11 |  |  | | | | |
| R 1800 TL | 100 | 737 | 622 x 15 | ⌘ | | ⌘ | | |  | ⌘ | ⌘ | | | | ⌘ | | | | | | | | | | | ⌘ | | | | | | | | black |
| R 1800 TL | 130 | 958 | 622 x 15 | ⌘ | | ⌘ | | | ⌘ | ⌘ | | | | | ⌘ | | | | | | | | | | ⌘ | ⌘ | | | | | | | | black |
| R 1900 | 100 | 843 | 622 x 14 | ⌘ | | | | | ⌘ | ⌘ | | | | | ⌘ | | | | | | | | | | | | | | | | | | | black |
| R 1900 | 130 | 1089 | 622 x 14 | ⌘ | | | | | ⌘ | ⌘ | ⌘ | | | | ⌘ | | | | | | | | | | ⌘ | ⌘ | | | | | | | | black |
| Cyclo Cross | 100 | 860 | 622 x 15 | ⌘ | | | | | ⌘ | ⌘ | | | | | ⌘ | | | | | | | | | | | | | | | | ⌘ | | | black |
| Cyclo Cross | 135 | 975 | 622 x 15 | ⌘ | | | | | ⌘ | ⌘ | ⌘ | | | | ⌘ | | | | | | | | | | ⌘ | ⌘ | | ● | ⌘ | | | | black | |

⌘= Serie ●= Option

TECH SPECS

| Szprychy | | | | | | Nypie | | | | Dane techniczne | | | | | | | Akcesoria | | | | | | | | | | |
|---------------|----------------|----------------|---------------|----------------|----------------|-----------------|-------------|-------------------|----------------------------------|--------------------|---------------------|--------------|---------|--------------|----------|---------------------|---------------------|---|-----------------------------|-------------------------------------|--|----------|-----------|---|-----------------|--|--|
| No. of spokes | Spoke type | | Length | | | | Spoke color | Nipple type | | | | Nipple color | Lacing | Intended use | Rim tape | Tire dimension min. | Tire dimension max. | Axle clamping force (min./max.) 4000N/8000N | Maximum tire pressure [bar] | Recommended riders weight max. [kg] |  RWS Ratchet wheelmounting system | Rim tape | Wheel bag |  Quick release | Centering tools |  Center lock® adapter | |
| | Left | Right | Left cross mm | Left radial mm | Right cross mm | Right radial mm | | DT Pro lock® torx | DT Pro lock® hexagonal aluminium | DT Pro lock® brass | DT Pro lock® hidden | | | | | | | | | | | | | | | | |
| 18 | DT competition | DT competition | | 282 | | 282 | black | ⌘ | | | | black | radial | R | 18 x 622 | 700 x 19C | 700 x 25C | ⌘ | 9 | 100 | ⌘ | ⌘ | | | | | |
| 24 | DT competition | DT competition | 290 | | | 288 | black | ⌘ | | | | black | 2-cross | R | 18 x 622 | 700 x 19C | 700 x 25C | ⌘ | 9 | 100 | ⌘ | ⌘ | | | | | |
| 24 | DT champion | DT champion | | 279 | | 279 | black | | | ⌘ | | silver | radial | R | 18 x 622 | 700 x 19C | 700 x 25C | ⌘ | 9 | 110 | | ⌘ | | ⌘ | | | |
| 28 | DT champion | DT champion | 285 | | | 283 | black | | | ⌘ | | silver | 2-cross | R | 18 x 622 | 700 x 19C | 700 x 25C | ⌘ | 9 | 110 | | ⌘ | | ⌘ | | | |
| 32 | DT competition | DT competition | 284 | | | 285 | black | | | ⌘ | | black | 3-cross | C | 18 x 622 | 700 x 19C | 700 x 35C | ⌘ | 9 | 110 | ⌘ | ⌘ | | | | | |
| 32 | DT competition | DT competition | 285 | | | 283 | black | | | ⌘ | | black | 3-cross | C | 18 x 622 | 700 x 19C | 700 x 35C | ⌘ | 9 | 110 | ⌘ | ⌘ | | | | | |

⌘= Serie ●= Option

WHEELS RRC/RC



RRC 46 Dicut® clincher

- RRC 32 Dicut® clincher
- RRC 32 Dicut® tubular
- RRC 46 Dicut® clincher
- RRC 46 Dicut® tubular
- RRC 66 Dicut® clincher
- RRC 66 Dicut® tubular
- RRC disc Dicut® clincher
- RRC disc Dicut® tubular
- RC 620 F
- RC 760 R
- RC 670 F
- RC 820 R

